



SANTA FE, LEYTE - HSWG Partner Reporting

Recovery Shelter Activities (as of 06-OCT-2014)

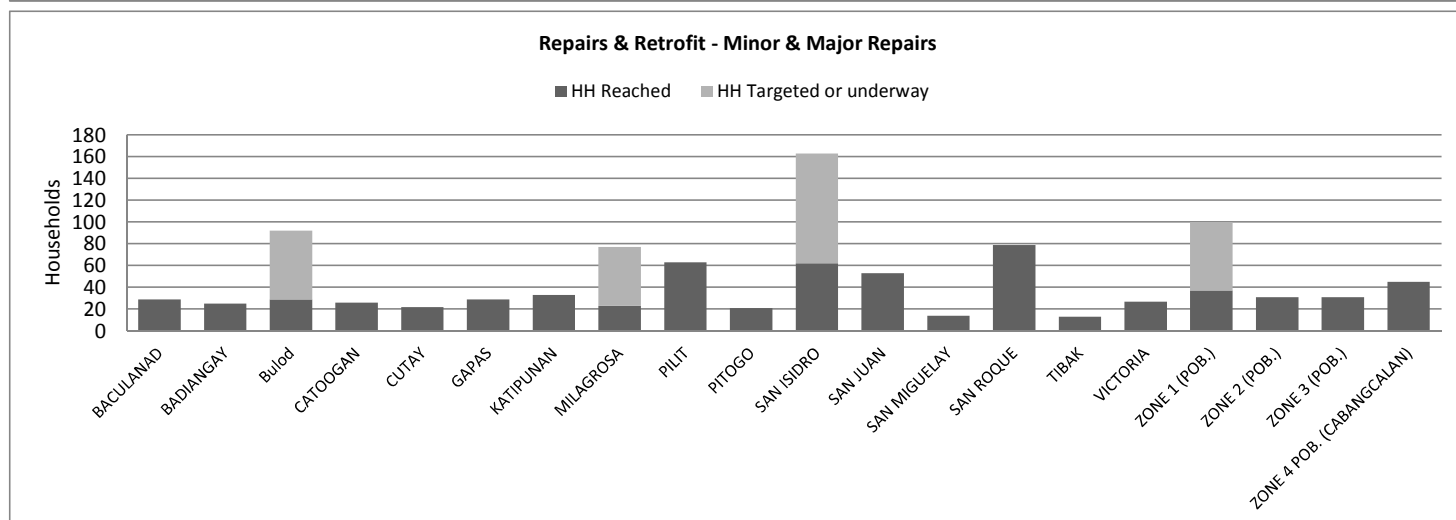
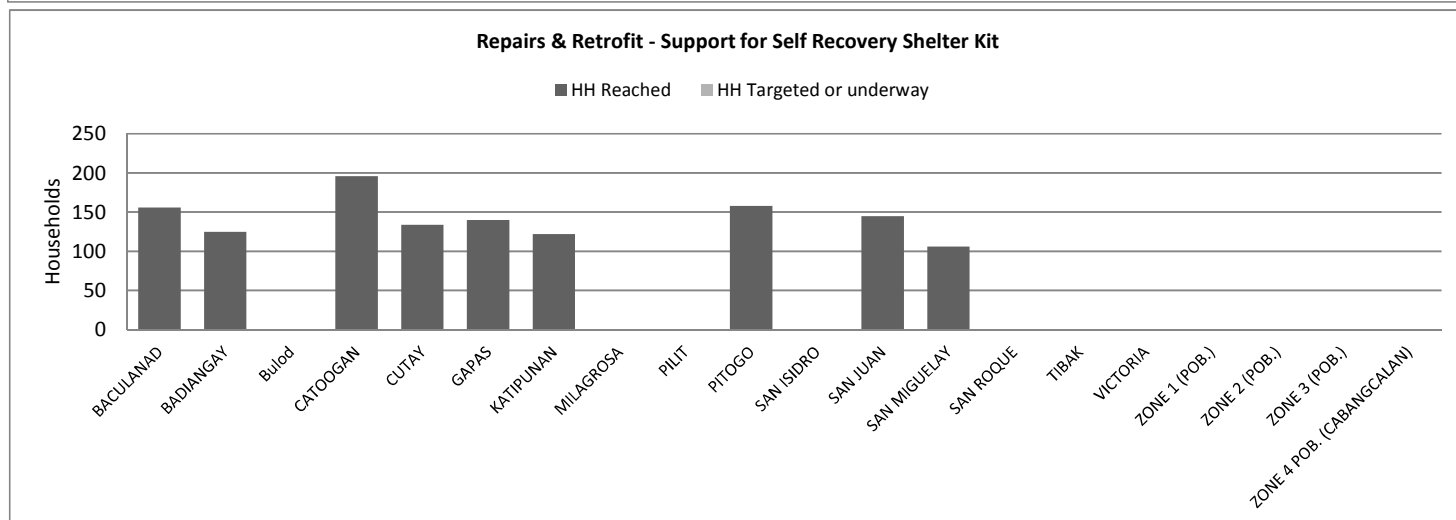
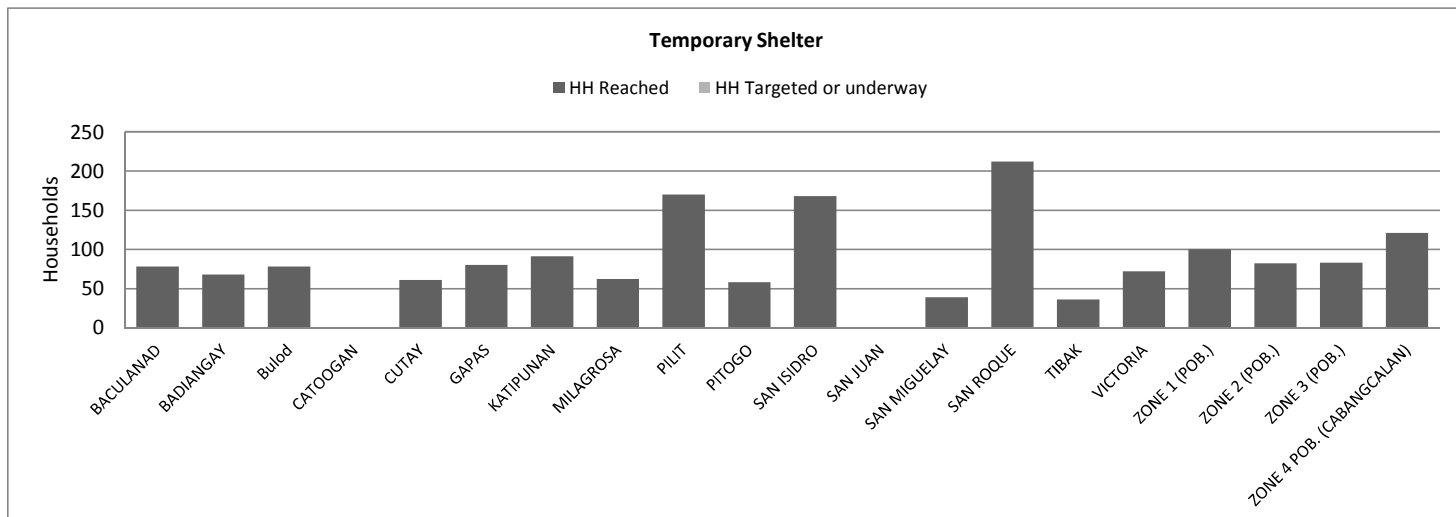
The graphs shown below represent the sum of households who have received (HH reached) or who will receive (HH targeted or underway) recovery shelter support by HSWG partner agencies. Numbers reached are those reported to the HSWG by 6th October 2014. Household number do not represent the total needs by Barangay - for this, consult with relevant Barangay or Municipality. PLEASE NOTE - scale differs in each graph.

For explanation of intervention types, please see Shelter Cluster Recovery guidelines:

<https://www.sheltercluster.org/Asia/Philippines/Typhoon%20Haiyan%202013/Documents/Recovery%20Shelter%20Guidelines.pdf>

The full data set of HSWG data can be found here:

<https://www.sheltercluster.org/Asia/Philippines/Typhoon%20Haiyan%202013/Documents/20141003%20HSWG%20Database%20for%20website.xlsx>



SANTA FE, LEYTE - HSWG Partner Reporting Recovery Shelter Activities (as of 06-OCT-2014)

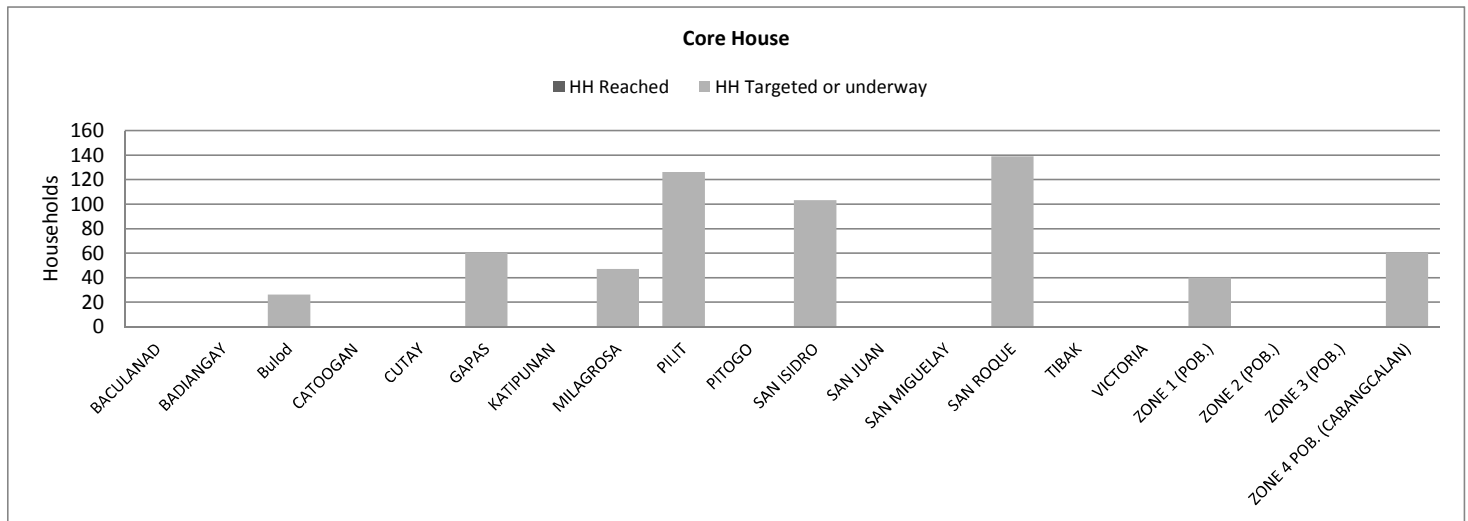
The graphs shown below represent the sum of households who have received (HH reached) or who will receive (HH targeted or underway) recovery shelter support by HSWG partner agencies. Numbers reached are those reported to the HSWG by 6th October 2014. Household number do not represent the total needs by Barangay - for this, consult with relevant Barangay or Municipality. PLEASE NOTE - scale differs in each graph.

For explanation of intervention types, please see Shelter Cluster Recovery guidelines:

<https://www.sheltercluster.org/Asia/Philippines/Typhoon%20Haiyan%202013/Documents/Recovery%20Shelter%20Guidelines.pdf>

The full data set of HSWG data can be found here:

<https://www.sheltercluster.org/Asia/Philippines/Typhoon%20Haiyan%202013/Documents/20141003%20HSWG%20Database%20for%20website.xlsb>





SANTA FE - HSWG Partner reporting

Recovery Shelter activities (as of 06-OCT-2014)

Interventions By AGENCIES

The data shown below represent the sum of households who have received (HH reached) or who will receive (HH targeted or underway) recovery shelter support by HSWG partner agencies. Numbers reached are those reported to the HSWG by 6th October 2014. The full data set of HSWG data can be found here:

<https://www.sheltercluster.org/Asia/Philippines/Typhoon%20Haiyan%202013/Documents/20141003%20HSWG%20Database%20for%20website.xlsb>

Agency	Temporary Shelter		Repairs & Retrofit		Core House		Permanent House		Total HH Reached	Total HH Targeted
	HH Reached	HH Targeted	HH Reached	HH Targeted	HH Reached	HH Targeted	HH Reached	HH Targeted		
CARE			1,067	1,067					1,067	1,067
IOM			1,050	1,050					1,050	1,050
PRC - IFRC			0	281	0	601			0	882
Samaritan's Purse	1,659	1,659	1,182	1,182					2,841	2,841
Grand Total	1,659	1,659	3,299	3,580	0	601			4,958	5,840



SANTA FE - HSWG Partner reporting

Recovery Shelter activities (as of 06-OCT-2014)

Interventions By BARANGAYS

The data shown below represent the sum of households who have received (HH reached) or who will receive (HH targeted or underway) recovery shelter support by HSWG partner agencies. Numbers reached are those reported to the HSWG by 6th October 2014. The full data set of HSWG data can be found here:

<https://www.sheltercluster.org/Asia/Philippines/Typhoon%20Haiyan%202013/Documents/20141003%20HSWG%20Database%20for%20website.xlsx>

	Temporary Shelter		Repairs & Retrofit		Core House		Permanent House		Total HH Reached	Total HH Target
Barangay	HH Reached	HH Target	HH Reached	HH Target	HH Reached	HH Target	HH Reached	HH Target		
BACULANAD	78	78	78	185	185				263	263
BADIANGAY	68	68	150	150					218	218
Bulod	78	78	29	92	0	26			107	196
CATOOGAN			222	222					222	222
CUTAY	61	61	156	156					217	217
GAPAS	80	80	169	169	0	60			249	309
KATIPUNAN	91	91	155	155					246	246
MILAGROSA	62	62	23	77	0	47			85	186
PILIT	170	170	63	63	0	126			233	359
PITOGO	58	58	179	179					237	237
SAN ISIDRO	168	168	62	163	0	103			230	434
SAN JUAN			198	198					198	198
SAN MIGUELAY	39	39	120	120					159	159
SAN ROQUE	212	212	79	79	0	139			291	430
TIBAK	36	36	13	13					49	49
VICTORIA	72	72	27	27					99	99
ZONE 1 (POB.)	100	100	37	100	0	40			137	240
ZONE 2 (POB.)	82	82	31	31					113	113
ZONE 3 (POB.)	83	83	31	31					114	114
ZONE 4 POB. (CABANGCALAN)	121	121	45	45	0	60			166	226
(blank)			1,325	1,325					1,325	1,325
Grand Total	1,659	1,659	3,299	3,580	0	601			4,958	5,840



SANTA FE - HSWG Partner reporting

Recovery Shelter activities (as of 06-OCT-2014)

Interventions By BARANGAYS & AGENCIES

The data shown below represent the sum of households who have received (HH reached) or who will receive (HH targeted or underway) recovery shelter support by HSWG partner agencies. Numbers reached are those reported to the HSWG by 6th October 2014. The full data set of HSWG data can be found here:

<https://www.sheltercluster.org/Asia/Philippines/Typhoon%20Haiyan%202013/Documents/20141003%20HSWG%20Database%20for%20website.xlsx>

Barangays & Agency	Temporary Shelter		Repairs & Retrofit		Core House		Permanent House		Total HH Reached	Total HH Target
	HH Reached	HH Target	HH Reached	HH Target	HH Reached	HH Target	HH Reached	HH Target		
BACULANAD	78	78	185	185					263	263
CARE			156	156					156	156
Samaritan's Purse	78	78	29	29					107	107
BADIANGAY	68	68	150	150					218	218
CARE			125	125					125	125
Samaritan's Purse	68	68	25	25					93	93
Bulod	78	78	29	92	0	26			107	196
PRC - IFRC			0	63	0	26			0	89
Samaritan's Purse	78	78	29	29					107	107
CATOOGAN			222	222					222	222
CARE			126	126					126	126
Samaritan's Purse			96	96					96	96
CUTAY	61	61	156	156					217	217
CARE			134	134					134	134
Samaritan's Purse	61	61	22	22					83	83
GAPAS	80	80	169	169	0	60			249	309
CARE			140	140					140	140
PRC - IFRC					0	60			0	60
Samaritan's Purse	80	80	29	29					109	109
KATIPUNAN	91	91	155	155					246	246
CARE			122	122					122	122
Samaritan's Purse	91	91	33	33					124	124
MILAGROSA	62	62	23	77	0	47			85	186
PRC - IFRC			0	54	0	47			0	101
Samaritan's Purse	62	62	23	23					85	85
PILIT	170	170	63	63	0	126			233	359
PRC - IFRC					0	126			0	126
Samaritan's Purse	170	170	63	63					233	233
PITOGO	58	58	179	179					237	237
CARE			158	158					158	158
Samaritan's Purse	58	58	21	21					79	79
SAN ISIDRO	168	168	62	163	0	103			230	434
PRC - IFRC			0	101	0	103			0	204
Samaritan's Purse	168	168	62	62					230	230
SAN JUAN			198	198					198	198
Samaritan's Purse			198	198					198	198
SAN MIGUELAY	39	39	120	120					159	159
CARE			106	106					106	106
Samaritan's Purse	39	39	14	14					53	53
SAN ROQUE	212	212	79	79	0	139			291	430
PRC - IFRC					0	139			0	139
Samaritan's Purse	212	212	79	79					291	291
TIBAK	36	36	13	13					49	49
Samaritan's Purse	36	36	13	13					49	49
VICTORIA	72	72	27	27					99	99
Samaritan's Purse	72	72	27	27					99	99
ZONE 1 (POB.)	100	100	37	100	0	40			137	240
PRC - IFRC			0	63	0	40			0	103
Samaritan's Purse	100	100	37	37					137	137



SANTA FE - HSWG Partner reporting

Recovery Shelter activities (as of 06-OCT-2014)

Interventions By BARANGAYS & AGENCIES

The data shown below represent the sum of households who have received (HH reached) or who will receive (HH targeted or underway) recovery shelter support by HSWG partner agencies. Numbers reached are those reported to the HSWG by 6th October 2014. The full data set of HSWG data can be found here:

<https://www.sheltercluster.org/Asia/Philippines/Typhoon%20Haiyan%202013/Documents/20141003%20HSWG%20Database%20for%20website.xlsb>

Barangays & Agency	Temporary Shelter		Repairs & Retrofit		Core House		Permanent House		Total HH Reached	Total HH Target
	HH Reached	HH Target	HH Reached	HH Target	HH Reached	HH Target	HH Reached	HH Target		
ZONE 2 (POB.)	82	82	31	31					113	113
Samaritan's Purse	82	82	31	31					113	113
ZONE 3 (POB.)	83	83	31	31					114	114
Samaritan's Purse	83	83	31	31					114	114
ZONE 4 POB. (CABANGCALAN)	121	121	45	45	0	60			166	226
PRC - IFRC					0	60			0	60
Samaritan's Purse	121	121	45	45					166	166
(blank)			1,325	1,325					1,325	1,325
IOM			1,050	1,050					1,050	1,050
Samaritan's Purse			275	275					275	275
Grand Total	1,659	1,659	3,299	3,580	0	601			4,958	5,840